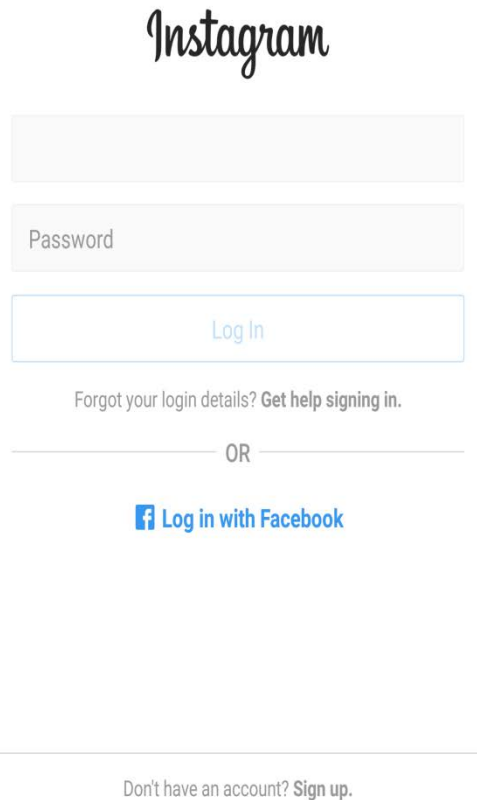


INSTAGRAM—HOW TO CREATE AN ACCOUNT

Link to <https://help.instagram.com/155940534568753>

1) Download the Instagram app from the app store and launch the application


2) Click 'Sign up'



The image shows the Instagram login and sign-up interface. At the top is the Instagram logo. Below it are two input fields: the first is empty, and the second is labeled 'Password'. A 'Log In' button is positioned below the password field. Underneath the button is a link that says 'Forgot your login details? Get help signing in.' A horizontal line with the word 'OR' in the center separates this section from the one below. Below the line is a Facebook logo followed by the text 'Log in with Facebook'. At the bottom, another horizontal line is followed by the text 'Don't have an account? Sign up.' A large, curved pink arrow originates from the 'Sign up' link at the bottom and points back towards the '2) Click 'Sign up'' instruction on the left side of the slide.

INSTAGRAM

3) Enter your phone number or email address and click 'Next'




PHONE EMAIL

Next

Already have an account? [Log in.](#)

4) Fill in your name and create a password, then click 'Next'



Full name

Password

Next

INSTAGRAM


5) Enter your username, following the naming convention: FirstInitialLastNameMKIBC

Ex: @dlowesMKIBC

6) Review the Terms and Privacy Policy, then click 'Next'

CREATE USERNAME

Add a username or use our suggestion. You can change this at any time.



Your contacts are periodically synced and stored on our servers. To remove contacts, go to Settings and disconnect. [Learn More.](#)

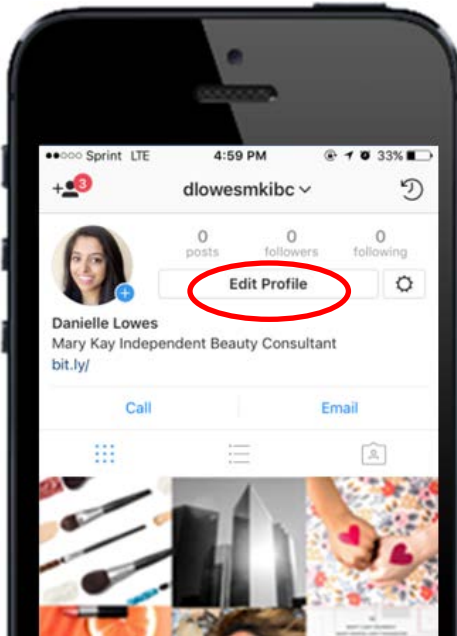
Next

[Continue without syncing contacts](#)

By signing up, you agree to our [Terms & Privacy Policy](#).


INSTAGRAM


7) Tap 'Edit profile'





8) Add a profile picture and link to your Mary Kay Page and bio


Click the check mark in the upper right corner when you are finished


Change Photo


 dlowesMKIBC


 daniellelowes_marykay


 Website

 Bio

PRIVATE INFORMATION



 Add Phone Number

 Not Specified

Create your INSTAGRAM business account

Link to <https://help.instagram.com/1682672155283228>

If you already have an Instagram account, switching between your personal and business accounts is very easy!

1) Click the bottom right icon to view your profile

2) Launch the Options menu

3) Click “add account” and enter your log in credentials to sign in

4) Click the down arrow to toggle between accounts

